

# TELESCOPIC BOOM LIFTS

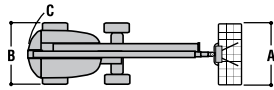
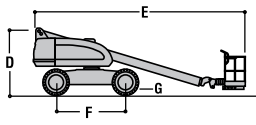
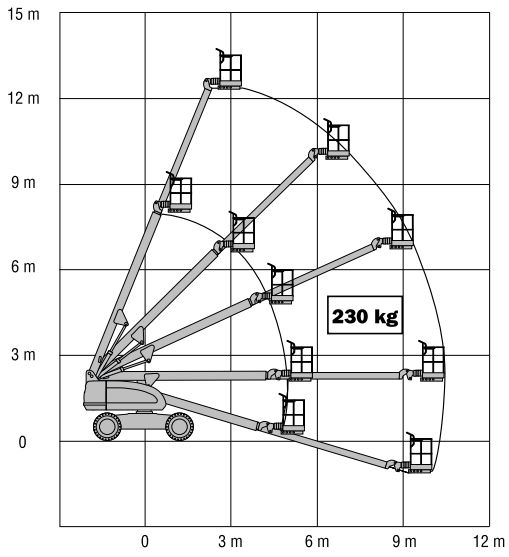
	<b>400S</b>	<b>460SJ</b>
Platform Height	12.19 m	14.02 m
Horizontal Outreach	10.36 m	12.34 m
Swing (Continuous)	360°	360°
Platform Capacity – Unrestricted	230 kg	230 kg
Optional Platform Capacity	340 kg	—
Platform Rotator (Hydraulic)	180°	180°
Jib – Overall Length	—	1.83 m
Jib - Range of articulation	—	140° (+75°/-65°)
A. Platform Size	0.76 m x 1.83 m	0.76 m x 1.83 m
B. Overall Width	2.34 m	2.34 m
C. Tailswing (working condition)	0.86 m	0.86 m
D. Stowed Height	2.39 m	2.39 m
E. Stowed Length	7.54 m	8.84 m
F. Wheelbase	2.34 m	2.34 m
G. Ground Clearance	0.32 m	0.32 m
Gross Vehicle Weight <sup>1</sup>	6,200 kg	7,850 kg
Maximum Ground Bearing Pressure	3.7 kg/cm <sup>2</sup>	4.4 kg/cm <sup>2</sup>
Maximum Tyre Load	3,230 kg	3,357 kg
Drive Speed 2WD	7.2 km/h	7.2 km/h
Drive Speed 4WD	7.2 km/h	7.2 km/h
Gradeability 2WD	30%	30%
Gradeability 4WD	45%	45%
Tyres	12 x 16.5 Foam Filled	12 x 16.5 Foam Filled
Axle Oscillation (optional)	0.20 m	0.20 m
Turning Radius – Inside	2.03 m	2.03 m
Turning Radius – Outside	4.88 m	4.88 m
Diesel Engine	35 kW Deutz F3M1011F	35 kW Deutz F3M1011F
Fuel Tank Capacity	98 L	98 L
Hydraulic Reservoir	151 L	151 L
Auxiliary Power	12V DC	12V DC

<sup>1</sup> Certain options or country standards will increase weight.

Specifications may change to meet country standards or with the addition of optional equipment.



# JLG MODEL 400S



# JLG MODEL 460SJ

